

# 20 21



## ANNUAL REPORT

Bolder Options

---



# WHAT IS BOLDER OPTIONS?

Bolder Options is a transformational and wellness-based mentoring program for at-promise youth during a pivotal point in their lives at ages 10-14. Youth are strategically matched with a volunteer mentor, and during the year-long program, participate in weekly holistic personal development activities. Staff plan activities that focus on community connectivity, lifelong learning, healthy living, and social/emotional development. Our mentoring program graduates are invited to stay involved through our Alumni Program.

## 2020 MENTEE DEMOGRAPHICS

**61%**

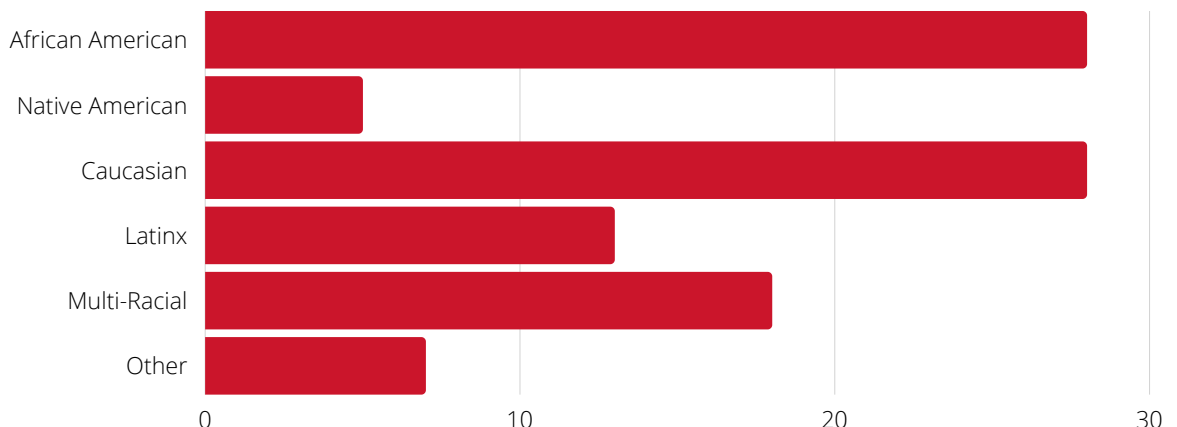
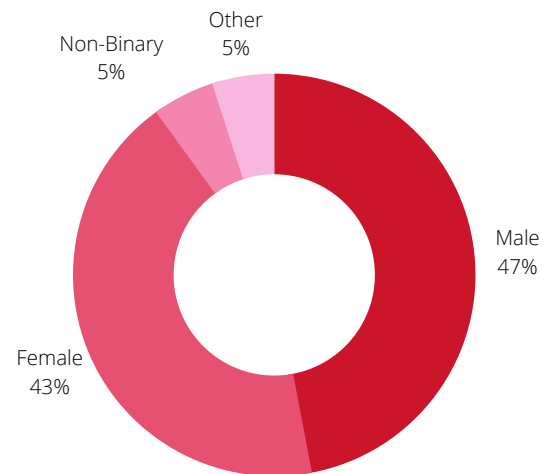
of Bolder Options families are low income

**40%**

are single-parent families with an average of three children

**64%**

of youth identify as people of color



# OUR NUMBERS

65%

of youth report better grades in school

83

mentor pairs

60%

of youth plan to go to college

423

additional children & youth engaged through outreach

86%

of mentor pairs stayed matched for at least 12 months, reached their goals, and graduate

87

alumni youth who participated in Bolder Options activities

“


This is my third year as a mentor with Bolder Options, I can't imagine another organization doing this better.  
- Alumni Mentor

”

“

Bolder Options has helped me get out of my comfort zone, and it's helped me with my social anxiety when it comes to meeting new people.  
- Alumni Mentee

”



# LETTER FROM OUR PRESIDENT

## FROM SURVIVAL ROLE TO THRIVING ROLE

Looking back on 2021, I can say it was an extraordinary year of growth for Bolder Options. As we all continued facing COVID-19 pandemic challenges, we remained steadfast in developing creative ways to engage our mentor pairs and with our community partners. Our perseverance allowed us to remain resilient, agile, and innovative to enjoy a year full of triumphs!

A big win this past year was making significant inroads to begin examining our diversity, equity, and inclusion policies, procedures, and communications. It's imperative to undergo this comprehensive work to ensure our practices fully reflect our values and align with and affirm all individuals in our community. A LGBTQ+ committee was formed, we earned a LGBTQ+ Ally Safe Zone designation, began a partnership with Social Ventures Partners to recruit more mentors of color, and the Twin Cities program staff were trained and certified in Mental Health First Aid to better support program participants experiencing mental health concerns or crises.

Other highlights from the year shined a light on staying physically active! We began a partnership with the Coldwater Foundation, who offer outdoor experiences that promote life change and maturity, and we can now provide more youth the opportunity to experience the epic beauty of the BWCA. And we can happily boast increased participation from youth and community at our Rochester Sportacular Tailgate Challenge event.

Another hallmark achievement came from having alumni attendance reach an all-time high. Our Alumni Program has become a core component of our work, and being able to support lifelong success through long-term mentoring relationships is important.

This past year saw such an increase in activities and programs we needed to hire more staff! This boom year welcomed permanent hires to our Bolder team - Sam Lovejoy, Office Manager; TyTeeona Howard, Corporate Partnership Manager; Cristina Archila, Program Event Coordinator; and Mandee Gary, Program & Alumni Coordinator, Rochester.

It was quite a year of thriving at Bolder Options, and on behalf of the staff and Board, I want to extend a sincere thank you to our donors, sponsors, partners, volunteers, and community friends – the great work accomplished by Bolder Options would not be possible without you.

Peace,

A handwritten signature in black ink, reading "Darrell Thompson". The signature is fluid and cursive, with a large initial "D".

Darrell Thompson  
President



# FINANCIAL STATEMENTS

## STATEMENT OF ACTIVITIES

For the Year Ended December 31, 2021

	2021		
	Without Donor Restrictions	With Donor Restrictions	Total
<b>OPERATING ACTIVITIES</b>			
Revenues, Gains, and Other Support			
Contributions and grants			
Government grants	\$ 312,326	\$ -	\$ 312,326
In-kind contributions	27,087	-	27,087
All other contributions	1,072,543	50,000	1,122,543
Investment return, net	229	22,832	23,061
Miscellaneous revenue	15,169	-	15,169
Gross special events revenue	234,039	-	234,039
Less cost of direct benefits to donors	(38,880)	-	(38,880)
Net special events revenue	195,159	-	195,159
Total Revenues, Gains, and Other Support	1,622,513	72,832	1,695,345
Expenses			
Program services	893,581	-	893,581
Support services			
Management and general	263,468	-	263,468
Fundraising	217,687	-	217,687
Total Expenses	1,374,736	-	1,374,736
<b>CHANGE IN NET ASSETS</b>	247,777	72,832	320,609
<b>NET ASSETS, BEGINNING OF YEAR</b>	636,572	113,288	749,860
<b>NET ASSETS, END OF YEAR</b>	<u>\$ 884,349</u>	<u>\$ 186,120</u>	<u>\$ 1,070,469</u>

## STATEMENT OF FINANCIAL POSITION

December 31, 2020 & 2021

### ASSETS

	2021	2020
<b>CURRENT ASSETS</b>		
Cash and cash equivalents	\$ 635,816	\$ 416,641
Grants receivable	19,934	32,090
Unconditional promises to give	15,000	-
Prepaid expense	7,855	4,351
Total Current Assets	678,605	453,082
<b>OTHER ASSETS</b>		
Investments	136,120	113,288
<b>PROPERTY AND EQUIPMENT</b>		
Property and equipment	1,810,314	1,810,314
Accumulated depreciation	(758,107)	(705,527)
Property and Equipment, Net	1,052,207	1,104,787
<b>TOTAL ASSETS</b>	<u>\$ 1,866,932</u>	<u>\$ 1,671,157</u>

### LIABILITIES AND NET ASSETS

<b>CURRENT LIABILITIES</b>		
Accounts payable	\$ 18,510	\$ 13,174
Accrued expenses	56,024	42,605
Current portion of long-term debt	12,182	12,190
Total Current Liabilities	86,716	67,969
<b>LONG-TERM DEBT</b>	709,747	853,328
Total Liabilities	796,463	921,297
<b>NET ASSETS</b>		
Without donor restrictions	884,349	636,572
With donor restrictions	186,120	113,288
Total Net Assets	1,070,469	749,860
<b>TOTAL LIABILITIES AND NET ASSETS</b>	<u>\$ 1,866,932</u>	<u>\$ 1,671,157</u>



# OUR STAFF

Carla Anderson

Cristina Archila

Lucy Bossert

Jafet Cay

Dominique Darbaki

Mandee Gary

TyTeeona Howard

Laura Lewis

Scott Robinson

Gabriella Rutherford

Sarah Schaller

Darrell Thompson

Xavier Vazquez

Ellie Wolgemuth

Robert Yanish

## BOARD OF DIRECTORS

John McCormick, *Chair*

Swan Mountain Associates

Lou Close, *Vice Chair*

UBS Financial Services

Bill Gaumond, *Treasurer*

Allianz

Brad Becker

ONB Bank

Kellie Hand

WebMD

Ray Hawes

ISD #196

Ray Hitchcock

Edina Realty

Dave Jones

Retired

Crawford Jordan

Express Scripts

Jorge Lomeli

Federal Reserve Bank of Mpls

Steve Mayle

General Mills

Chandler McCoy

M&A Executive Search

Keith Nelson

Bright Health Group, Inc.

Jessica Roe

Roe Law Group

Maggie Romens

The Brand Enhancement Group

Marcus Sherels

Retired Minnesota Vikings Player

Michael Smith

Schwans

Jason Sprenger

Game Changer Communications

Rodney Young

Delta Dental of Minnesota

## THANK YOU TO OUR 2021 CORPORATE AND FOUNDATION FUNDERS:

3M Gives

Allianz Life Insurance Company

Ankeny Family Foundation

Bigelow Foundation

Boss Foundation

Butzow Family Foundation

Carlson Family Foundation

David Winton Bell Foundation

Delta Dental of MN Foundation

Jaye F. & Betty F. Dyer Foundation

Fiddlehead Fund

Fiterman Family Foundation

Robert E. Fraser Foundation

Grotto Foundation

Hubbard Broadcasting Foundation

Mayo Foundation

McFarland Family Fund

NFL Alumni - MN Chapter

RBC Foundation USA

Results Foundation

Rochester Area Foundation

Saint Paul and MN Foundation

Richard M. Schulze Family Foundation

Schwan's Corporate Giving Foundation

Securian Foundation

Smikis Foundation

The Thielen Foundation

Torgerson Family Foundation

Transamerica Foundation

TruStone Financial Foundation

Twin Cities Orthopedics Foundation

US Bank Foundation

J.A. Wedum Foundation

Windsong Donor Advised Fund

